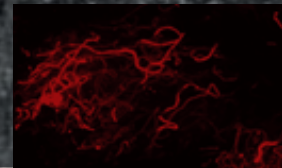
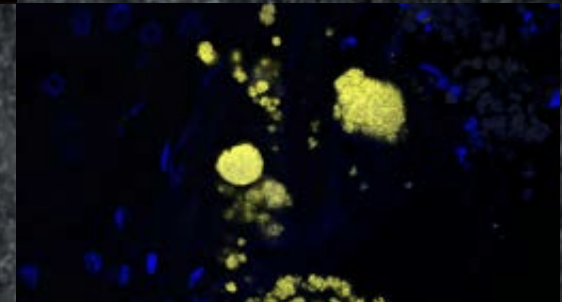
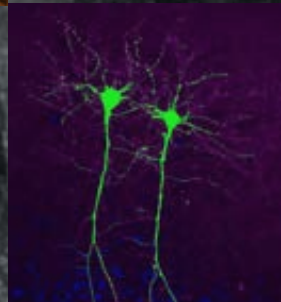


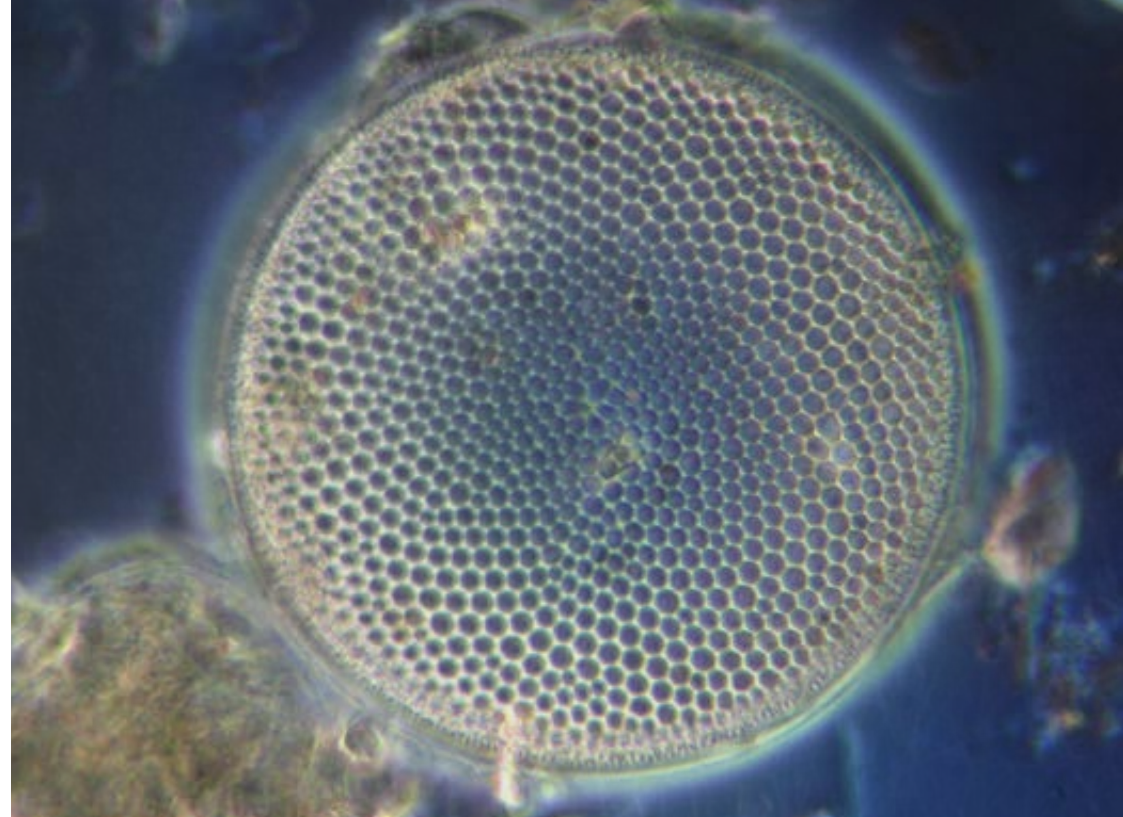
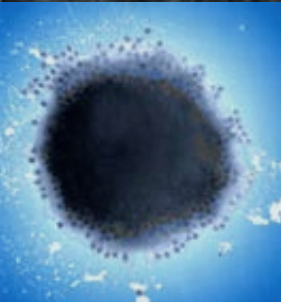



ANNUAL REPORT

2023



Key figures

	2023	2022	2021	2020	2019
Grants and distributions					
Total number of grants at year-end	61	58	52	49	47
Annual distributions. million DKK	430.8	371.0	360.0	335.2	414.4
Return on investment					
Bonds and cash. million DKK	211.5	-484.0	-8.7	104.1	140.2
Equities. million DKK	338.6	-372.0	441.4	251.5	484.4
Total return. million DKK	550.1	-856.0	432.7	355.5	624.6
Administrative costs					
Administrative costs including depreciation. million DKK	13.6	12.8	12.8	12.3	13.9
Administrative costs compared to distributions. %	3.2	3.5	3.6	3.7	3.4
Administrative costs per grant. million DKK	0.2	0.2	0.3	0.3	0.3
Capital					
Net capital at year-end. million DKK	4,761.1	4,659.4	5,903.0	5,846.0	5,841.0

Content

Key figures	2	Financial reports	35
Preface	4	Statement by management on the annual report	36
From Centers of Excellence to Danish strongholds	4	Total assets and return on investment	37
DNRF highlights 2023	7	Independent auditor's report	41
DNRF outreach	17	Accounting policies	44
New grants 2023	18	Income statement January 1 - December 31	46
Status: 12th round of Centers of Excellence	19	Balance sheet December 31	46
The Pioneer Center initiative	22	Statement of changes in net capital for 2023	47
Meet the new DNRF Chairs	24	Board and Secretariat	52
Ongoing activities	28	The board	53
		Secretariat	54

Preface

From Centers of Excellence to Danish strongholds

“*Now that the first DNRF Centers of Excellence have had up to two decades to leave their mark since their funding stopped, we are finally in a position to begin assessing their true impact.*”

As 2023 was drawing to a close, the DNRF received 166 visions of potentially novel research fields at the December deadline of the 12th round of Centers of Excellence, the DNRF flagship grant. The continued strong interest bodes well for the future of Danish research.

Looking back to the earliest Centers of Excellence, we have tried to shed light on the long-term significance of the investment in these ambitious research centers. Our insights into the societal impact of these activities were published in two studies during the summer of 2023, which we are excited about for several reasons.

First, the studies were essentially the first of their kind in Denmark.

Since the DNRF started more than 30 years ago, the Center of Excellence format has become a favored format nationally and internationally owing to its good performance. While we know that the ongoing research output has been impressive, the returns to society from investment in basic research are long-term and subtle. Now that the first DNRF Centers of Excellence have had up to two decades to leave their mark since their funding stopped, we are finally in a position to begin assessing their true impact.

Second, the studies provided us with perspectives on what it is, more specifically, about a Center of Excellence that is particularly important in underpinning this impact and conversely where there is room for improvement.

“Over time, some Centers of Excellence build up capacity in areas of current societal importance and attention, even though this importance was not always obvious at the time the investments were made.

The studies show that:

- Over time, some Centers of Excellence build up capacity in areas of current societal importance and attention, even though this importance was not always obvious at the time the investments were made. For instance, it turns out that the investments in centers doing fundamental research into quantum science over the last 20 years have been instrumental in making Denmark a current stronghold in this field. NATO's decision in 2022 to place its Quantum Technology Center in Denmark is

a prime testimony to this. The centers have been the source of a highly specialized workforce for industry and academia. The same holds true of public/green economics and catalysis/power-to-X, where Danish research is now among the global leaders, to the benefit of Danish society.

- The centers' research environments often produce lasting effects and continue to pay off in terms of top research, innovation and the training of a specialized workforce.
- Staff and department heads engaged in the early centers consider the Center

of Excellence format to have provided quite ideal conditions for realizing their ambitious research ideas.

As we see it, the results, in short, confirm that we may rely on the ability of many top researchers to identify and develop tomorrow's research areas, innovation and talent of societal importance.

“ ... as the 12th round of Centers of Excellence unfolds during the year to come, we are keenly aware that each center holds the potential of starting a new Danish stronghold.

We will continue to analyze and use the results to further refine the Center of Excellence instrument. We encourage others with an interest in Denmark's role as an international frontrunner to take a look for themselves.

And as the 12th round of Centers of Excellence unfolds during the year to come, we are keenly aware that each center holds the potential of starting a new Danish stronghold.

*Professor Jens Kehlet Nørskov, Chair of the board of the DNRF
Professor Søren-Peter Olesen, CEO of the DNRF*



DNRF highlights 2023

The following pages briefly report some of the significant developments from DNRF grant holders and the foundation itself in the past year.

- **166 expressions of interest in a Center of Excellence in the 12th round**
- **New DNRF Chairs**
- **Four more years**
All Centers of Excellence from round 9 were extended
- **First long-term impact study on Centers of Excellence in Denmark**
- **Endorsements to the DNRF at annual meeting 2023**
- **Preprints**
Accelerated publication is gaining ground
- **Change of DNRF chair**
- **Four new board members**
- **Young Academic Leaders retreat**
- **Center Leaders retreat**
- **The DNRF photo competition 2023 winner**
Persevering Vietnamese woman with diabetes
- **New DNRF website**

December 2023

166 expressions of interest in a Center of Excellence in the 12th round

The 12th application round for new Centers of Excellence was closed in December 2023. The D NRF was pleased to receive 166 outline proposals from all scientific fields, up from 149 in round 11. The Centers of Excellence ultimately granted are likely to start operating at the beginning of 2025.



Read more about the applications and the timeline on page [19](#).

March, August and November 2023

New D NRF Chairs

Based on applications submitted during three rounds in 2023, the D NRF awarded three D NRF Chairs, allowing the universities to support and boost the start-up research activities of newly recruited outstanding professors coming from international academic institutions to Danish universities.

[Read more about the new D NRF Chairs and the Chair program.](#)



March 2023

Four more years: All Centers of Excellence from round 9 were extended

Center of Excellence grants are given for a period of six years and are extended for four additional years conditional on a satisfactory mid-term evaluation involving a self-evaluation and an external review. The board's decision for each center is based on:

- International peer review reports and the center leader's comments to them
- A self-evaluation report
- The research plan for the first six years
- A proposed research plan for the coming four years
- 10 representative publications showcasing the center's research

All ten Centers of Excellence of round 9, launched in 2017-18, were extended.



August 2023

First long-term impact study on Centers of Excellence in Denmark

The first Danish research excellence program, which was also a pioneer at the European level, took off in 1993 when the first DNRF Centers of Excellence were established. This means that the DNRF now has a unique opportunity to take stock of the program's long-term impact, considering that the returns on investments in basic research to society are long-term. Two studies provided us with perspectives on the long-term impact of Centers of Excellence, on what it is, more specifically, about a Center of Excellence that is particularly important in underpinning this impact, and where there is room for improvement. One of the studies was carried out by the Danish Centre for Studies in Research and Research Policy (Dansk Center for Forskningsanalyse) at Aarhus University; the other one was carried out by the DNRF secretariat.

Read more in the preface and at dg.dk/en/the-foundation/publications/impact/.



September 2023

Endorsements to the DNRF at annual meeting 2023

The long-term impact from DNRF Centers of Excellence was also the theme at the DNRF's traditional annual meeting, to which the main actors in the sciences and in the area of science policy are invited. Three current or former scientists with a deep knowledge of the legacy of former centers within the fields of catalysis, quantum science, and public/green economics demonstrated, how the centers initiated a build-up of capacity in areas that were only later to emerge as crucial for the Danish and global community.

The meeting was opened with warm support for the DNRF from Christina Egelund, Minister for Higher Education and Science. Morten Meldal, Nobel Prize winner in 2022 for discoveries made at a Center of Excellence some 20 years ago, gave a presentation praising the conditions for breakthrough research at Centers of Excellence. And Mikkel Haarder, director at Danish Industry with overall responsibility within education and science, endorsed the DNRF's legacy, recommending that the number of Centers of Excellence be doubled.



Christina Egelund, Minister for Higher Education and Science
Picture from www.sciencereport.dk



Mikkel Haarder, Director, Danish Industry



Morten Meldal

October 2023

Preprints: Accelerated publication is gaining ground

Every year, during the morning before the official DNRF annual meeting begins, DNRF center leaders hold their own annual meeting to discuss matters of common interest. At the annual center leader meeting in 2023, the center leaders discussed the fast-spreading practices of preprint publishing.

Discussions at annual follow-up meetings with all DNRF centers during 2022-23 had revealed that while preprint publishing had become standard long ago in fields such as physics and economics, other fields were hesitant to follow suit. However, the center leader meeting left the impression that preprint publication are gaining ground quickly even in fields such as medicine, although the pros and cons are still being assessed.

The pace of publication and the possibility of “open review” are especially considered to be substantial benefits. On the other hand, the preprint culture still struggles with challenges such as ensuring that inexperienced scientists and journalists do not mistake preprints for peer-reviewed publications. The DNRF has now started monitoring grant holders’ production of preprints.

[Contact the DNRF secretariat if you want to learn more.](#)


 arXiv.org


 bioRxiv
 THE PREPRINT SERVER FOR BIOLOGY


 ChemRxiv™


 medRxiv
 THE PREPRINT SERVER FOR HEALTH SCIENCES


 PeerJ


 SOC
 ARXIV


 SSRN
 tomorrow's research today

December 2023

Change of DNRF chair

Jens Kehlet Nørskov has been chair of the DNRF for five years, and during that time, he has helped to ensure that the foundation continuously supports the best Danish research and the development of future research talents. Kehlet Nørskov said that he has been incredibly happy to be able to participate in the development of one of the cornerstones of Denmark's research structure. The Minister for Higher Education and Science is expected to appoint a new chair at the beginning of 2024.



December 2023

Four new board members

The four new board members of the DNRF board are:

- Professor Dorthe Dahl-Jensen, University of Copenhagen
- Professor Tore Rem, University of Oslo
- Professor Dorte Juul Jensen, Technical University of Denmark
- Professor Anna Dreber Almenberg, Stockholm School of Economics

The research backgrounds of the four board members cover economics, the humanities, and the technical and natural sciences. They joined the board on January 1, 2024, replacing Professor Morten Ravn, Professor Minik Thorleif Rosing, Professor Anne Scott Sørensen, and Professor Vigdis Broch-Due.

The Ministry of Higher Education and Science requires that the candidates have insight into research at an international level and that the entire board has competencies in all main scientific areas as well as financial matters.

[Read more at dg.dk.](#)



September 2023

Young Academic Leaders retreat


For the second time, DNRF grant holders were given the chance to send young aspiring leaders to the DNRF's Young Academic Leaders retreat to learn about the path to becoming research leaders and to share challenges and experiences.



May 2023

Center Leaders retreat

Leaders of the DNRF Centers of Excellence and Pioneer Centers gather once a year to share experiences and discuss topics of importance to the successful operation of the centers. In 2023, the topics discussed were "Transformative moments and how to deal with them" and "Balancing risk taking and results in different fields of science." Traditionally, six center leaders also present their research.



March 2023

The DNRF photo competition 2023 winner: Persevering Vietnamese woman with diabetes

“I noticed that image among the pile of images that we got from our fieldwork in Vietnam. It really got to me. It was this expression in her eyes,” explained Professor Tine Mette Gammeltoft about her photo with the title “Perseverance,” which won 2023’s photo competition. The picture was taken by Tine Gammeltoft’s Vietnamese colleague Doctor Dung Vũ a few days after Bà Son had one of her legs amputated. Gammeltoft’s research has shown that there is a massive need for knowledge and a vast uncertainty in the field of diabetes. The disease is still taboo, and there is a tendency for patients to not want to be a burden to their families.

For the first time, in 2023, the winners of the competition were exhibited at the DNRF annual meeting. In 2024, the winners will also be announced on this occasion.

Read more: <https://dg.dk/en/winners-dnrf-photocompetition-2023/>



DG'S FOTO-KONKURRENCE 2023
THE DNRF PHOTO COMPETITION 2023

Danmarks Grundforskningsfond
 Danish National Research Foundation

VIDENSKAB FÅNGET I ET SPLITSEKUND
 Forskning skaber hver dag ny viden og udvikler verden omkring os, og Danmarks Grundforskningsfond ønsker vi at udbrede historierne om Danmarks videnskabelige fremskridt og opdagelser til et bredt publikum.
 Det kan vi fx gøre med fotos, der vækker en umiddelbar fascination, pirrer nysgerrigheden og fastholder magiske øjeblikke. Og derfor har DG, for sytten år i træk, inviteret forskere fra alle danske forskningsfelter til at indsende nogle af deres bedste forskningsbilleder til vores fotokonkurrence.
 Udvalningen blev lavet af de tre vinderfotos af DG's Fotokonkurrence 2023, og desuden har vi udvalgt 10 billeder, der har gjort et særligt indtryk.
 De 13 fotos er ledemot og fra deres æstetiske udtryk, deres evne til at bevæge beskueren og til at fortælle noget om forskningen bag motivet.

SCIENCE CAPTURED IN A SPLIT SECOND
 Each day scientific discovery creates new knowledge and develops the world around us, and at the DNRF we want to spread the stories of scientific progress and discoveries in Denmark to a broader audience.
 We can do this, for example, with photos that arouse an immediate fascination, pique curiosity and capture magical moments. Therefore, for the seventh year in a row, the DNRF has invited researchers from all Danish research fields to submit some of their best research images to our photo competition.
 In this poster exhibition, we showcase the three winners of the DNRF Photo Competition 2023, and 10 additional photos selected for their individual significance.
 The 13 photos are judged and selected by their ability to evoke emotions, the visual entry point to the story behind the specific research result and the aesthetic quality of the photo.

Læs mere om vores samarbejde på www.dnrf.dk
 Læs mere om vores samarbejde på www.dnrf.dk
 Læs mere om vores samarbejde på www.dnrf.dk
 Læs mere om vores samarbejde på www.dnrf.dk

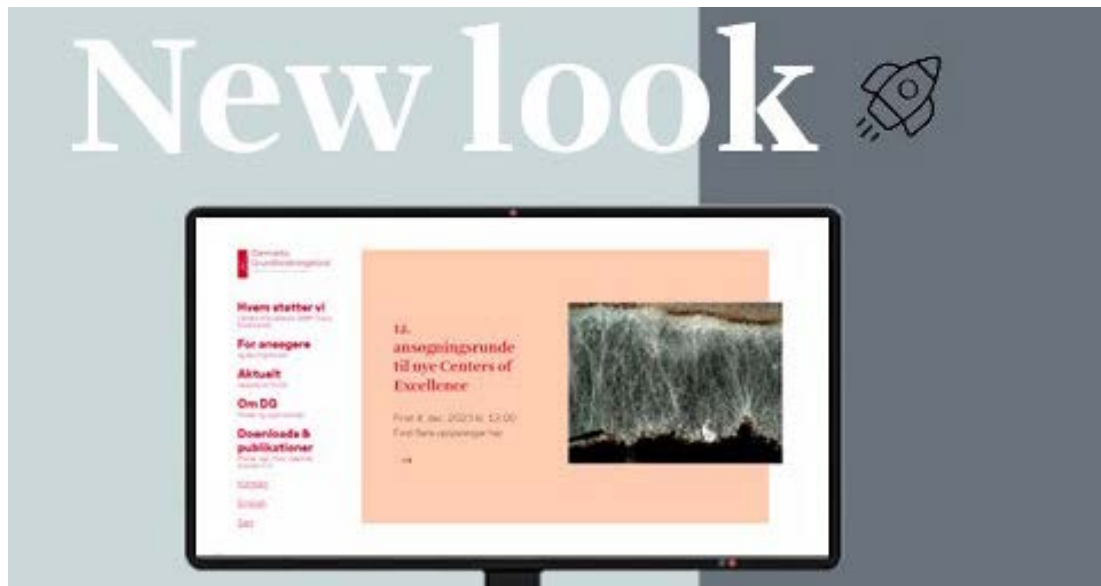
October 2023

New D NRF website

The appearance of the D NRF’s website (dg.dk) has changed. The site has been redesigned. Among other things, the D NRF has added a new color and changed the navigation to make it more user-friendly.

“We have wanted for a long time to make it easier for our users to navigate on dg.dk with a more logical structure. And I hope we have succeeded with this new version of the site,” said the D NRF’s head of communications, Lotte Ladegaard Zeuthen.

[Link to the new D NRF website.](#)



Stay in touch and get the latest updates from DNRF

 **LinkedIn** [@Danmarks Grundforskningsfond](https://www.linkedin.com/company/@Danmarks-Grundforskningsfond)

 **X** [@GrundforskFond](https://twitter.com/GrundforskFond)

 **Newsletter** [Sign up](#)



New grants 2023

- **Status: 12th round of Centers of Excellence**
- **The Pioneer Center Initiative**
- **Meet the new DNRF Chairs**

Status: 12th round of Centers of Excellence

Status: 12th round of Centers of Excellence

The call for proposals for new Centers of Excellence was launched in the summer of 2023, and information meetings were held with researchers at all universities. The foundation encouraged all fields to submit proposals.

What is a Center of Excellence?

The Center of Excellence initiative, the foundation's flagship program and its primary funding mechanism, has the objective of strengthening Danish research by providing the best possible working conditions and organizational set-up for selected top researchers.

The centers are funded through large and flexible grants for up to ten years over two grant periods of six and four years, respectively. The centers are based at research institutions, of which the vast majority are at universities.

There is no standard template for creating a Center of Excellence. Centers can be established within and across all fields of research. The centers differ in size and organization and may consist of one or more research teams. Some centers increase in size during the grant period, employing more than 60 people, while others may have 15 or fewer members. A Center of Excellence is headed by a center leader who is not only a distinguished researcher able to demonstrate excellence in their own research, but also a visionary leader able to create a dynamic and thriving research environment. It is crucial that center researchers share an overall idea or vision and that the center has a well-defined and relevant framework and composition, under which outstanding research of a high international caliber is conducted — research

that is ambitious, highly creative, original, scientifically daring, and potentially groundbreaking. So far, the foundation has established 131 Centers of Excellence. Of these, 46 received funding from the DNRF in 2023. Centers of Excellence are established in so-called application rounds. The first application round was in 1992-93. The 12th round of Centers of Excellence is currently under way, with the establishment of new centers to be announced in the autumn of 2024.

Selection and assessment of Centers of Excellence

Calls for new centers are announced approximately every two-and-a-half years and involve a two-stage application process. In the first stage, researchers from all scientific fields are invited to submit short outline proposals.

These proposals are processed solely by the DNRF board. In the second stage, selected applicants are invited to submit full proposals, each of which is reviewed by three international experts within the relevant research area(s) in an open review process. Prior to the final selection, the board meets with each applicant for an interview.

An overview of the assessment and selection

A figure illustrating the time frame of the current 12th application round is provided below. The DNRF received 166 outline proposals by the deadline on December 14; 25 of those applicants were selected to submit a full proposal by May 6, 2024.

At its meeting in September 2024, the board will make its final funding decisions, and new centers are likely to start operation in early 2025.

Evaluation criteria

The same criteria are applied throughout the assessment and selection process. The criteria used in the application rounds rest on four pillars and are formulated as follows:

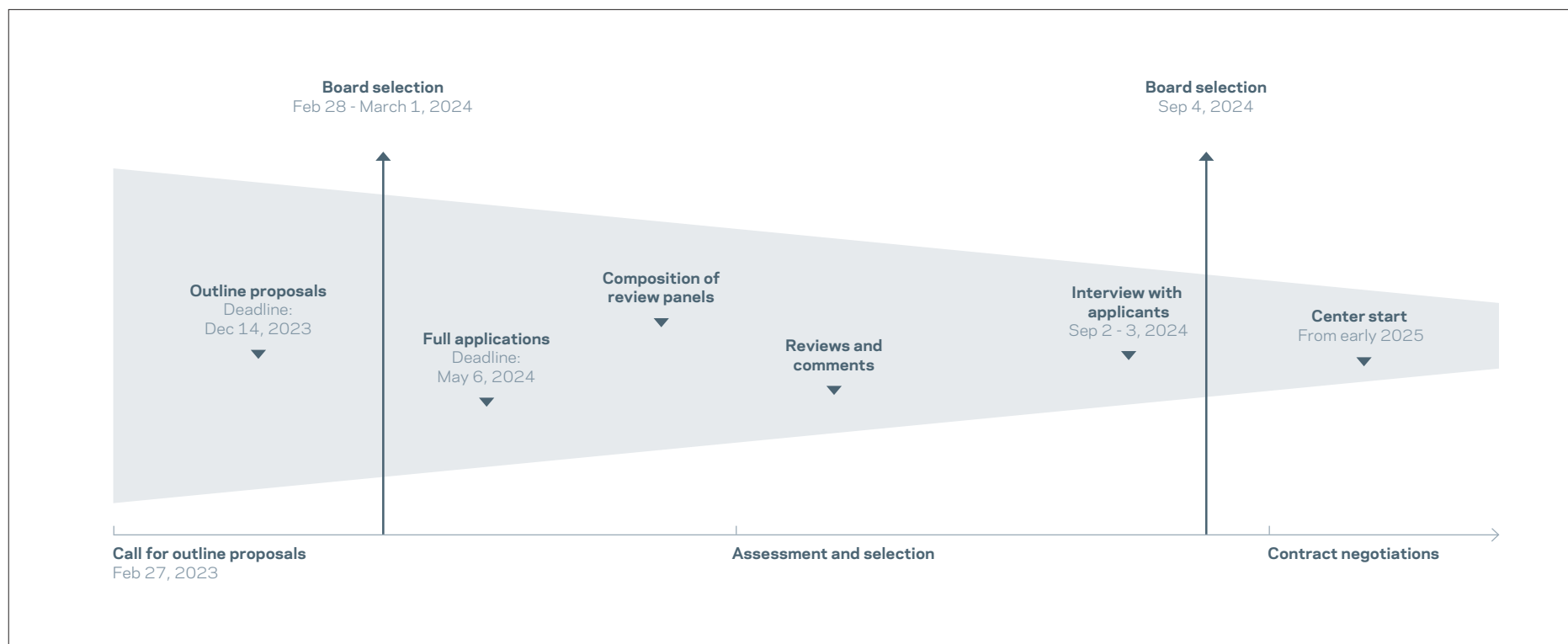
- The research idea is ambitious and original and has the potential for real scientific breakthroughs in the relevant research field(s).

- The proposed center leader has a high standing in the international research community, the needed leadership skills, as well as the time and capacity to undertake the task of running a Center of Excellence.

- The center includes high-quality personnel in order to establish a creative and dynamic international research environment that

will provide an inspirational training ground for young researchers.

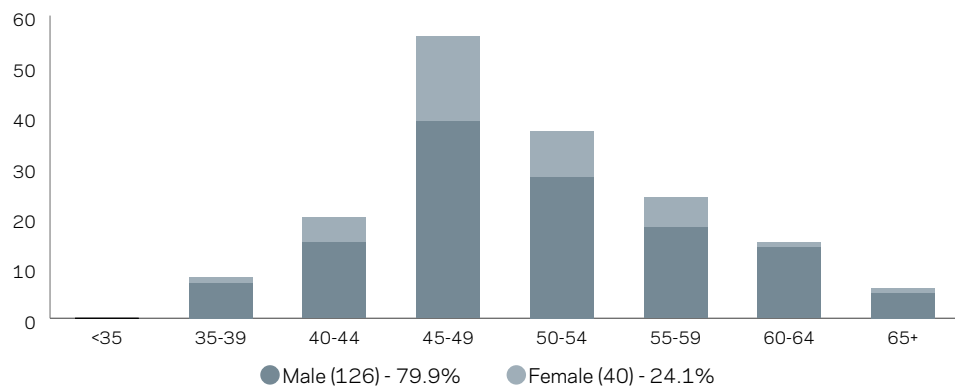
- The focus, structure, and size of the proposed center are such that they set the stage for scientific ventures that are not feasible within conventional funding from other sources.



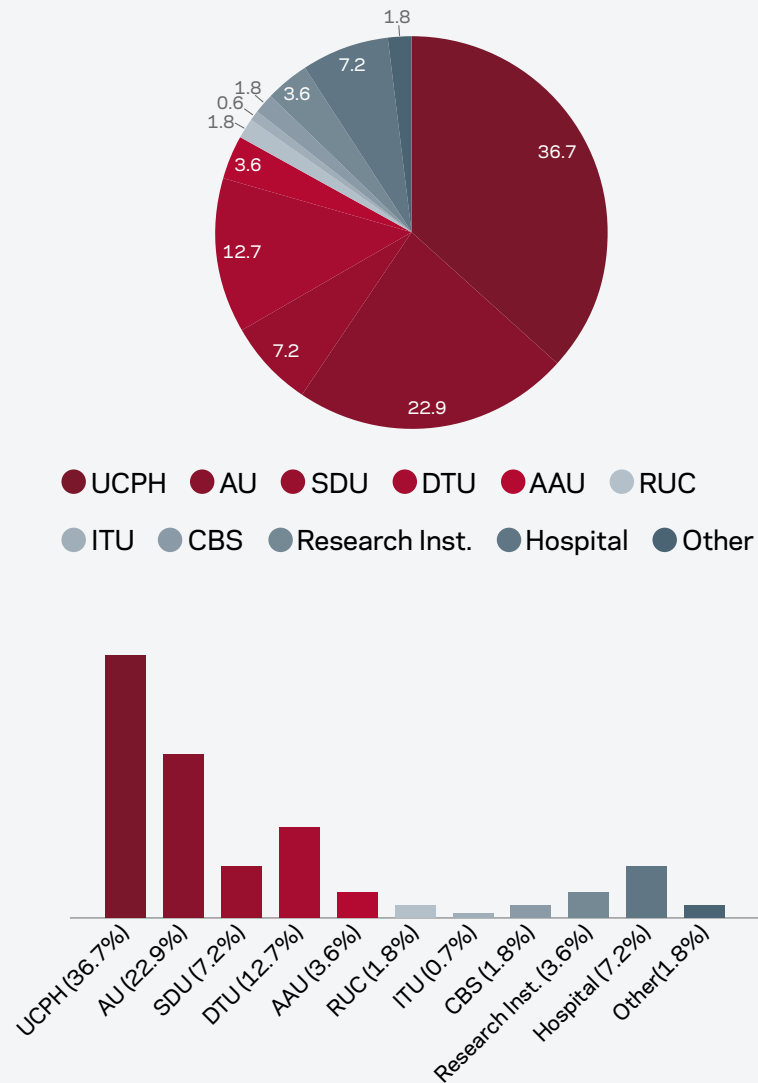
12TH APPLICATION ROUND OUTLINE PROPOSALS DISTRIBUTED ON THE 6 FIELDS OF RESEARCH



12TH APPLICATION ROUND OUTLINE PROPOSALS DISTRIBUTED ON AGE AND GENDER




12TH APPLICATION ROUND OUTLINE PROPOSALS DISTRIBUTED ON HOST INSTITUTIONS



The Pioneer Center initiative

The establishment of the Pioneer Centers is an ambitious national undertaking initiated by the Ministry of Higher Education and Science and developed in close cooperation between the Ministry, the Danish National Research Foundation, the Carlsberg Foundation, the Lundbeck Foundation, the Novo Nordisk Foundation, and the Villum Foundation, as well as Danish universities.

Read more about the Pioneer Center initiative [here](#).



Pioneer Center for Accelerating P2X Materials Discovery - **CAPeX**

The Pioneer Center for Accelerating P2X Materials Discovery—in daily parlance CAPeX—will, among other activities, develop more efficient and robust materials to convert water and CO₂ into sustainable fuels and chemicals using green power from wind turbines and solar cells.

The most efficient materials used today to produce hydrogen by means of electrolysis are based on rare minerals and earth elements. One of the most important challenges for CAPeX is to develop new, sustainable catalysts for electrolysis that are scalable and can be used globally and to provide sustainable solutions for, among other areas, heavy transport and air traffic, that can be made so efficient and inexpensive that they meet the UN's climate goals.

CAPeX brings together leading experts and competencies from Danish universities and three international consortia

to create a new, powerful materials acceleration platform (MAP) for the rapid development of materials. A MAP combines computer simulations, experiments, and synthesis robots in a closed loop, including by means of artificial intelligence. The platform is expected to increase the pace of development of new materials five to ten times.

The center, which is run in a partnership between DTU and Aalborg University (AAU), is located in a new interdisciplinary "Climate Challenge Laboratory" at DTU. Here, researchers from DTU, AAU, the University of Copenhagen, Aarhus University, and the University of Southern Denmark will create a groundbreaking interdisciplinary environment for power-to-X technology in collaboration with international partners from Stanford University, Utrecht University, and the University of Toronto.



Center leader: Tejs Vegge, Professor;
Frede Blaabjerg, Professor

Host institution: DTU and AAU

Grant: 300 million DKK

Web: <https://capex.dtu.dk/>

Meet the new DNRF Chairs

The objective of the DNRF Chair grant is to support and boost the start-up research activities of potential or newly recruited outstanding tenured professors from international academic institutions to Danish universities right from the beginning of their employment.

The foundation welcomes applications within and/or across all research areas: Humanities, Life Sciences, Natural Sciences, Social Sciences, and Technical Sciences.

There are three annual calls.



Read more on the [DNRF website](#).

**DNRF Chair:**

Ana Cvejic, Professor

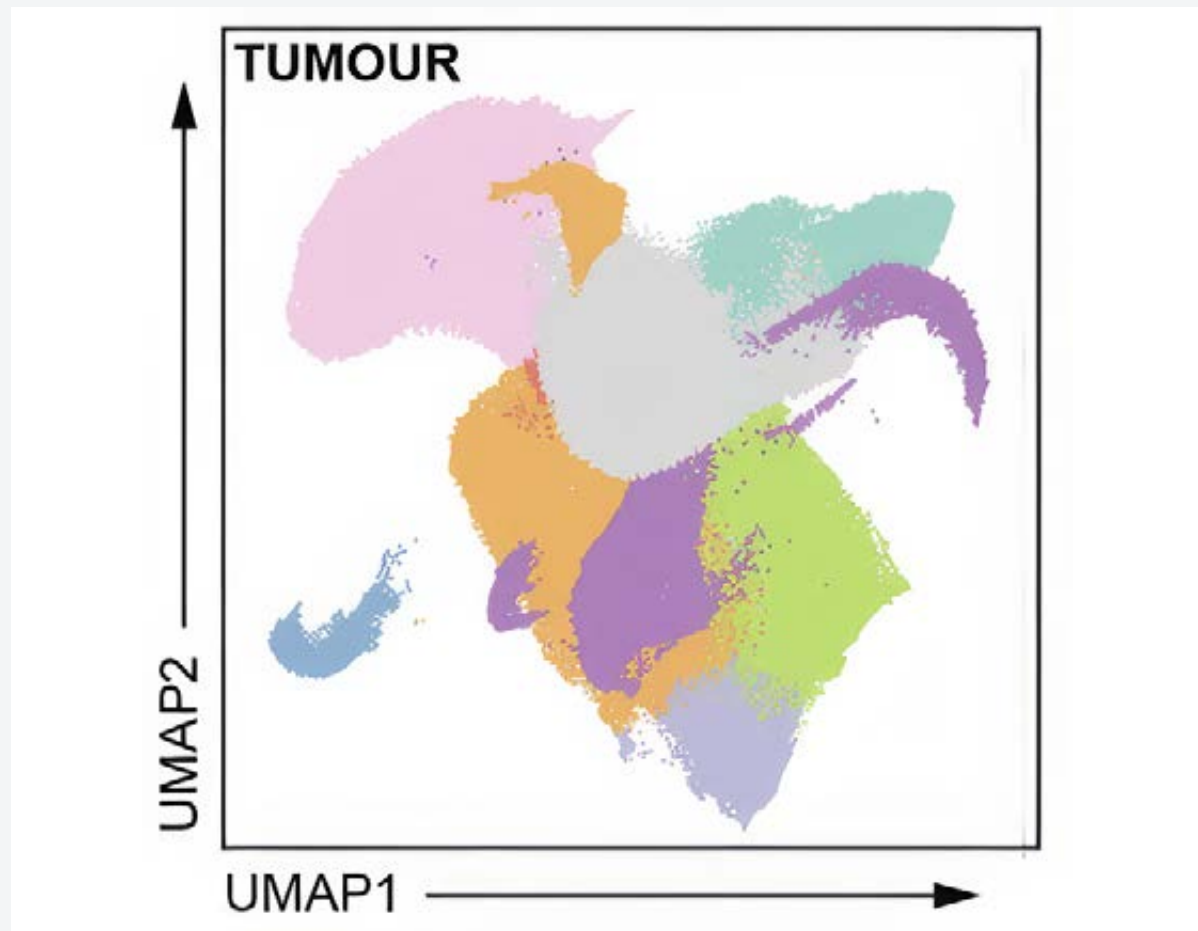
Period:

April 2023 - March 2026

Host institution:

University of Copenhagen

As DNRF Chair Ana Cvejic will study how the behavior of immune cells changes in solid tumors to support their growth. She plans to leverage the existing platforms and expertise at the BRIC as well as her links to a network of international collaborators who are leading experts in single-cell genomics and spatial transcriptomics. The results from these studies will have a large therapeutic impact through the identification of new therapeutic targets in cancer.



**DNRF Chair:**

Hanna Tuomisto, Professor

Period:

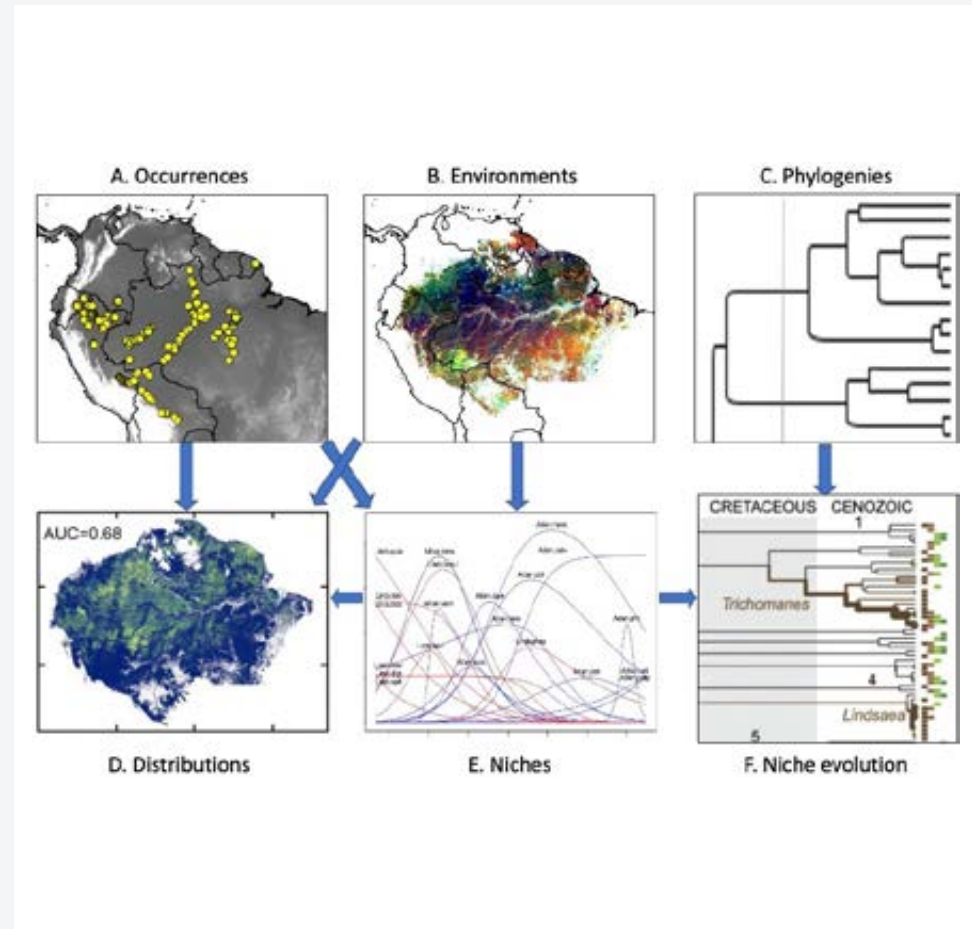
August 2023 - December 2026

Host institution:

Aarhus University

Hanna Tuomisto is broadly interested in ecology and biogeography of tropical forests. She has carried out extensive fieldwork in different parts of tropical America, especially Amazonia, to document plant-soil relationships, spatial variation in plant community composition, and biogeographical patterns across the tropical rainforest biome.

To be able to sample megadiverse forests over an entire continent, Tuomisto has applied and refined the indicator species approach. This means that instead of inventorying all plants, the research focuses on an easily identified plant group that can serve as an indicator of general floristic and biogeographical patterns. Tuomisto's pet group is the ferns, for which she has collected an extensive distributional, ecological, and taxonomical knowledge base. In the DNRF project, she will work closely with researchers focused on other plant groups, especially palms and the family Melastomataceae, to address questions related to the origin of the high species richness in the tropics. For example, how is the process of speciation related to ecological niches, species traits, and the biogeography of species occurrence?





DNRF Chair:

Vijay Tiwari, Professor

Period:

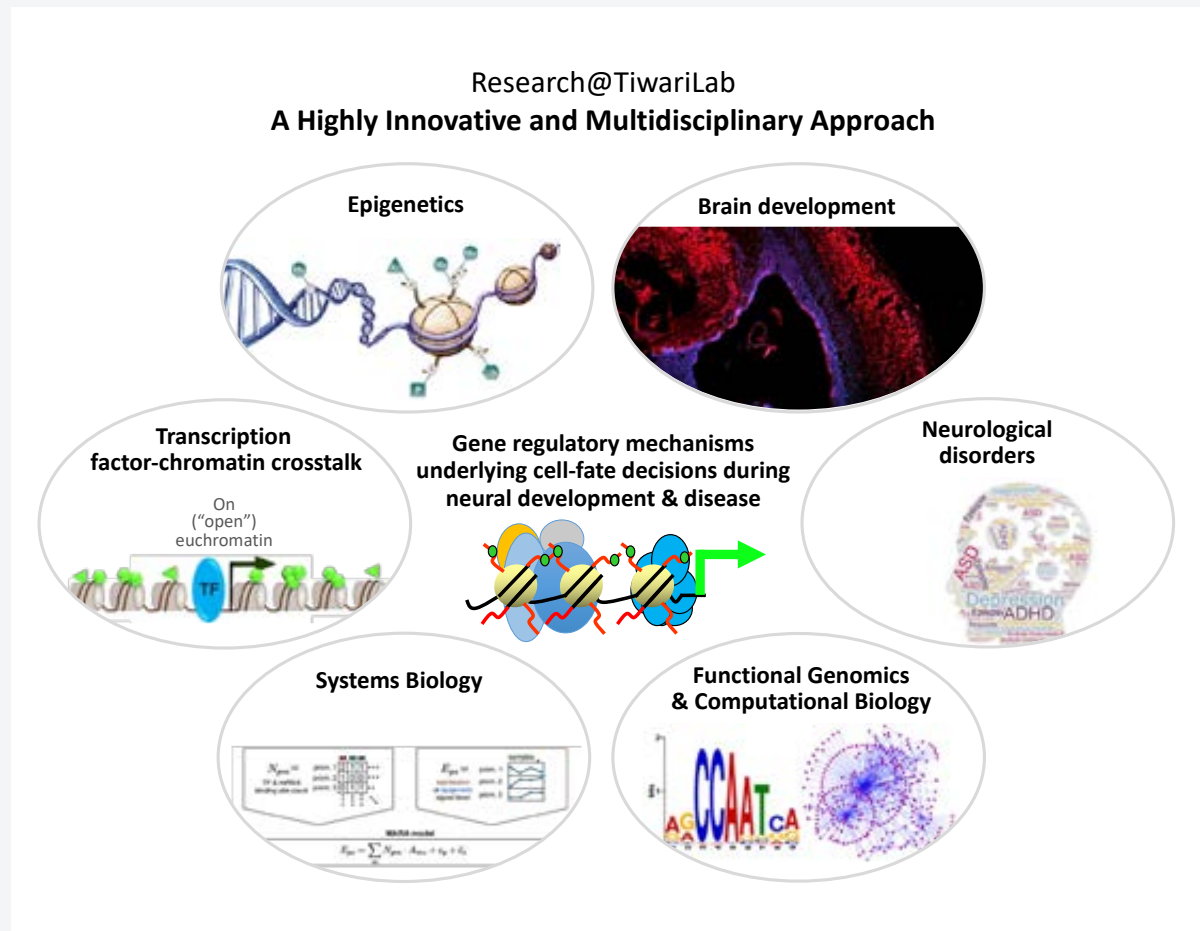
October 2023 - September 2026

Host institution:

University of Southern Denmark

Gene Regulatory Mechanisms Underlying Neural Fate Decisions and Its Disruption in Neurological Disorders

Mammalian brain development involves highly complex and organized sets of events. Building on past experiences and using a highly multidisciplinary approach, which combines neurobiology, epigenetics, and computational biology, we currently aim to comprehensively reveal gene regulatory circuitry that defines distinct subpopulations of the cortex and how these subpopulations communicate with each other and contribute to brain function. Finally, we aim to decode how disruption of these layers of regulation predisposes for certain neurological disorders and whether their targeting can provide novel therapeutic avenues for these challenging conditions.



Ongoing activities

Ongoing activities

CENTERS OF EXCELLENCE ESTABLISHED IN 2012

Centre for Medieval Literature (CML)

Location: University of Southern Denmark

Center leader: Professor Lars Boje Mortensen

Total grant: 59.2 million DKK



Center for Permafrost Dynamics in Greenland (CENPERM)

Location: University of Copenhagen

Center leader: Professor Bo Elberling

Total grant: 99.7 million DKK



Center for Quantum Devices (QDev)

Location: University of Copenhagen

Center leader: Professor Charles Marcus

Total grant: 111.3 million DKK



Center for Nanostructured Graphene (CNG)

Location: Technical University of Denmark

Center leader: Professor Antti-Pekka Jauho

Total grant: 89.6 million DKK



Center for International Courts (iCourts)

Location: University of Copenhagen

Center leader: Professor Mikael Rask Madsen

Total grant: 70.0 million DKK



CENTERS OF EXCELLENCE ESTABLISHED IN 2015

Center for Chromosome Stability (CCS)

Location: University of Copenhagen

Center leader: Professor Ian D. Hickson

Total grant: 110.0 million DKK



Center for Music in the Brain (MIB)

Location: Aarhus University

Center leader: Professor Peter Vuust

Total grant: 98.2 million DKK



Centre for Carbon Dioxide Activation (CADIAC)

Location: Aarhus University

Center leader: Professor Troels Skrydstrup

Total grant: 85.0 million DKK



Center for Urban Network Evolutions (UrbNet)

Location: Aarhus University

Center leader: Professor Rubina Raja

Total grant: 105.0 million DKK



Center for Neuroplasticity and Pain (CNAP)

Location: Aalborg University

Center leader: Professor Thomas Graven-Nielsen

Total grant: 85.2 million DKK




Center for Intelligent Oral Drug Delivery and Sensing using Microcontainers and Nanomechanics (IDUN)

Location:	Technical University of Denmark
Center leader:	Professor Anja Boisen
Total grant:	96.0 million DKK



Center for Silicon Photonics for Optical Communications (SPOC)

Location:	Technical University of Denmark
Center leader:	Professor Leif Katsuo Oxenløwe
Total grant:	100.6 million DKK



Center for Hyperpolarization in Magnetic Resonance (HYPERMAG)

Location:	Technical University of Denmark
Center leader:	Professor Jan Henrik Ardenkjær-Larsen
Total grant:	55.0 million DKK



Center for Autophagy, Recycling and Disease (CARD)

Location:	The Danish Cancer Society
Center leader:	Professor Marja Jäättelä
Total grant:	95.4 million DKK



Center for Personalized Medicine Managing Infectious Complications in Immune Deficiency (PERSIMUNE)

Location:	Rigshospitalet
Center leader:	Professor Jens Lundgren
Total grant:	100.1 million DKK



CENTERS OF EXCELLENCE ESTABLISHED IN 2017/2018

Center for Proteins in Memory (PROMEMO)

Location:	Aarhus University
Leader:	Professor Anders Nykjær
Total grant:	115.1 million DKK



Center for Economic Behavior and Inequality (CEBI)

Location:	University of Copenhagen
Leader:	Professor Claus Thustrup Kreiner
Total grant:	96.8 million DKK



Center for Cellular Signal Patterns (CeIPAT)

Location:	Aarhus University
Leader:	Professor Jørgen Kjems
Total grant:	85.0 million DKK



Center for Electromicrobiology (CEM)

Location:	Aarhus University
Leader:	Professor Lars Peter Nielsen
Total grant:	100.7 million DKK



Center for Microbial Secondary Metabolites (CeMiSt)

Location:	Technical University of Denmark
Leader:	Professor Lone Gram
Total grant:	104.3 million DKK



Center for Privacy Studies (PRIVACY)**Location:** University of Copenhagen**Leader:** Professor Mette Birkedal Bruun**Total grant:** 83.0 million DKK**Center for Hybrid Quantum Networks (Hy-Q)****Location:** University of Copenhagen**Leader:** Professor Peter Lodahl**Total grant:** 62.0 million DKK**The Cosmic Dawn Centre (DAWN)****Location:** University of Copenhagen**Leader:** Professor Sune Toft**Total grant:** 66.2 million DKK**Center for Functional Genomics and Tissue Plasticity (ATLAS)****Location:** University of Southern Denmark**Leader:** Professor Susanne Mandrup**Total grant:** 65.0 million DKK**Center for Macroscopic Quantum States (BigQ)****Location:** Technical University of Denmark**Leader:** Professor Ulrik Lund Andersen**Total grant:** 63.0 million DKK**National Science Foundation (NSF)**

(1.0 million DKK, which is included in the above mentioned center grants).

CENTERS OF EXCELLENCE ESTABLISHED IN 2020/2021

Center for Evolutionary Hologenomics (CEH)**Location:** University of Copenhagen**Leader:** Professor Marcus Thomas Pius Gilbert**Total grant:** 68.1 million DKK**Center for the Experimental-Philosophical Study of Discrimination (CEDISC)****Location:** Aarhus University**Leader:** Professor Kasper Lippert-Rasmussen**Total grant:** 63.0 million DKK**Danish center for Hadal research (HADAL)****Location:** University of Southern Denmark**Leader:** Professor Ronnie Nøhr Glud**Total grant:** 54.6 million DKK**Center for Visualizing Catalytic Processes (VISION)****Location:** Technical University of Denmark**Leader:** Professor Stig Helveg**Total grant:** 85.8 million DKK**Center for Nanophotonics (NanoPhoton)****Location:** Technical University of Denmark**Leader:** Professor Jesper Mørk**Total grant:** 62.9 million DKK**Center for Molecular Prediction of Inflammatory Bowel Disease (PREDICT)****Location:** Aalborg University**Leader:** Professor Tine Jess**Total grant:** 68.8 million DKK

Center for High Entropy Alloys Catalysis (CHEAC)**Location:** Technical University of Denmark**Leader:** Professor Jan Rossmeisl**Total grant:** 61.3 million DKK**Center for Interstellar Catalysis (InterCat)****Location:** University of Copenhagen**Leader:** Professor Liv Hornekær**Total grant:** 67.8 million DKK**Copenhagen Center for Geometry and Topology (GeoTop)****Location:** University of Copenhagen**Leader:** Professor Nathalie Wahl**Total grant:** 60.5 million DKK**Center for Complex Quantum Systems (CCQ)****Location:** Aarhus University**Leader:** Professor Thomas Pohl**Total grant:** 35.1 million DKK

DNFR CHAIRS ESTABLISHED IN 2020-2023

Professor Jesper Svejstrup**Location:** University of Copenhagen**Total grant:** 15.0 million DKK**Professor Morten Ørregaard Nielsen****Location:** Aarhus University**Total grant:** 7.1 million DKK**Professor Staffan Persson****Location:** University of Copenhagen**Total grant:** 8.0 million DKK**Professor Peter Jørgensen****Location:** Aarhus University**Total grant:** 7.9 million DKK**Professor Vivek Shende****Location:** University of Southern Denmark**Total grant:** 8.0 million DKK**Professor Anders Johansen****Location:** University of Copenhagen**Total grant:** 8.5 million DKK**Professor Samir Bhatt****Location:** University of Copenhagen**Total grant:** 6.8 million DKK

Professor Ruth Loos

Location: University of Copenhagen

Total grant: 8.0 million DKK



Professor Vitor Cardoso

Location: University of Copenhagen

Total grant: 9.8 million DKK



Professor Gregory Clark

Location: University of Southern Denmark

Total grant: 10.0 million DKK



Professor Ana Cvejic

Location: University of Copenhagen

Total grant: 9.4 million DKK



Professor Vijay Tiwari

Location: University of Southern Denmark

Total grant: 9.9 million DKK



Professor Hanna Marjaana Toumistro

Location: Aarhus University

Total grant: 10.0 million DKK



PIONEER CENTERS ESTABLISHED IN 2021-2023

Pioneer Center for Artificial Intelligence

Location: University of Copenhagen

Leader: Professor Serge Belongie

Total grant: 144.0 million DKK



Pioneer Center for Landscape Research in Sustainable Agricultural Futures

Location: Aarhus University

Leader: Professor Klaus Butterbach-Bahl

Total grant: 70.0 million DKK



Pioneercenter for Accelerating P2X Materials Discovery

Location: Technical University of Denmark

Leader: Professor Tejs Vegge

Total grant: 116.0 million DKK



CENTERS OF EXCELLENCE ESTABLISHED IN 2022/2023

Center for Immunology in Viral Infections (CiViA)**Location:** Aarhus University**Leader:** Professor Søren Riis Paludan**Total grant:** 60.0 million DKK**Center for Polariton-driven light-matter (POLIMA)****Location:** University of Southern Denmark**Leader:** Professor N. Asger Mortensen**Total grant:** 60.0 million DKK**Center for Gene Expression (CGEN)****Location:** University of Copenhagen**Leader:** Professor Jesper Svejstrup**Total grant:** 69.0 million DKK**Center for Big Data in Finance (BIGFI)****Location:** Copenhagen Business School**Leader:** Professor Lasse Heje Pedersen**Total grant:** 59.4 million DKK**Center for Volatile Interactions (VOLT)****Location:** University of Copenhagen**Leader:** Professor Riikka Rinnan**Total grant:** 60.0 million DKK**Center for Global Mobility Law (MOBILE)****Location:** University of Copenhagen**Leader:** Professor Thomas Gammeltoft-Hansen**Total grant:** 36.0 million DKK**Center for Interdisciplinary Study of Pandemic Signatures (Pandemix)****Location:** Roskilde University**Leader:** Professor Lone Simonsen**Total grant:** 47.0 million DKK**Centre for Culture and the Mind (CULTMIND)****Location:** University of Copenhagen**Leader:** Professor with special responsibilities Ana Antic**Total grant:** 39.0 million DKK**Center for Chemistry of Clouds (C3)****Location:** Aarhus University**Leader:** Professor Merete Bilde**Total grant:** 60.0 million DKK**Center for Ecological Dynamics in a Novel Biosphere (ECONOVO)****Location:** Aarhus University**Leader:** Professor Jens-Christian Svenning**Total grant:** 60.0 million DKK**Centre for Ancient Environmental Genomics (CAEG)****Location:** Aarhus University**Leader:** Professor Eske Willerslev**Total grant:** 75.0 million DKKCOURSE ACTIVITIES FOR CENTER LEADERS/
OUTREACH PROGRAM FOR CENTERS**Total grant:** 11.2 million DKK

Financial reports

- **Statement by management on the annual report**
- **Total assets and return on investment**
- **Independent auditor's report**
- **Accounting policies**
- **Income statement**
January 1 – December 31
- **Balance sheet December 31**
- **Statement of changes**
in net capital for 2023
- **Notes**

Statement by management on the annual report

The board and the CEO have today considered and approved the annual report of the Danish National Research Foundation for the financial year 2023.

The annual report is presented in accordance with the Consolidated Act on the Danish National Research Foundation, the Danish Executive Order on the Administration of the Funds of the Danish National Research Foundation, the Royal Decree on the Charter of the Danish National Research Foundation and the provisions of the Danish Financial Statements Act with the adjustments resulting from the special nature of the Danish National Research Foundation.

In our opinion, the annual accounts give a true and fair view of the foundation's financial position as of December 31, 2023, and of the

results of its operations during the financial year from January 1 to December 31, 2023. In addition, we believe that the management commentary contains a fair review of the affairs and represents referred to therein.

Finally, it is our opinion that the established administrative procedures and internal controls covered by the financial statements comply with the appropriations granted, statutes, other regulations, agreements and usual practice, and that sound financial management is exercised in the administration of the funds and activities covered by the financial statements.

Copenhagen, April 18, 2024.

Søren-Peter Olesen (CEO)

Board members:

Christian S. Jensen (Vice chair)

Anna Dreber Almenberg

Dorthe Dahl-Jensen

Tine Brink Henriksen

Sirpa Jalkanen

Dorte Juul Jensen

Tore Rem

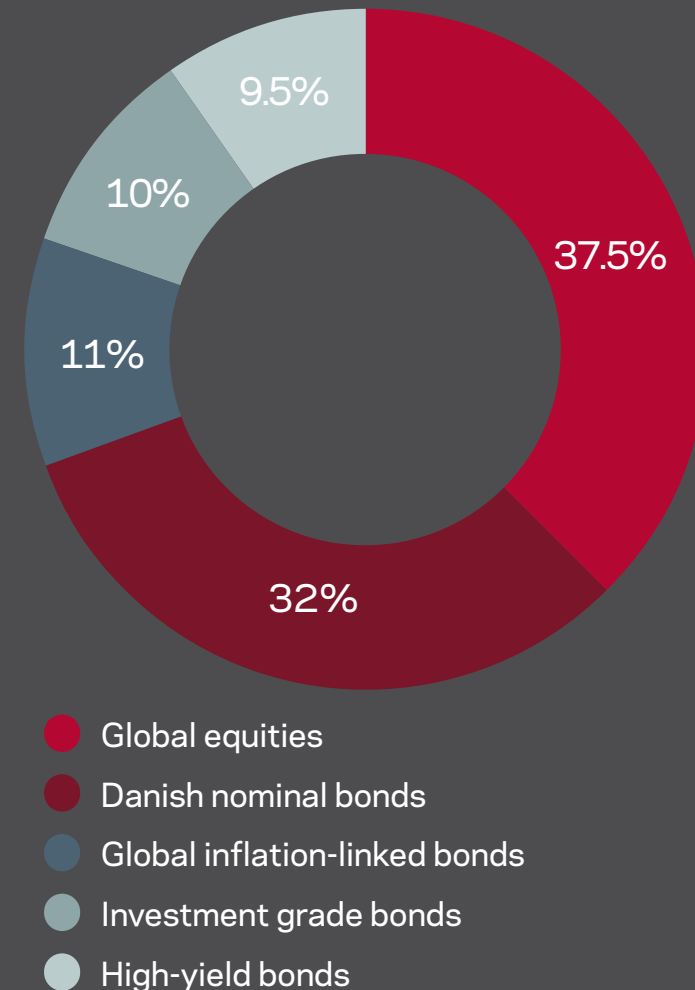
Janet M. Thornton

Total assets and return on investment

In 2023, the predominant narrative revolved around rising equity prices and declining interest rates. In 2023, the foundation realized a return on investment of 12.1%; total return on investment was DKK 550 million. Broken down into asset classes, the return on equities amounted to DKK 339 million, while the return on the fixed income portfolio amounted to DKK 211 million DKK.

The net capital at the end of 2023 was DKK 4,761 million, compared to a net capital of DKK 4,659 million at the end of 2022. The foundation distributed DKK 431 million to its grant holders in 2023, which is below the goal of an average distribution level in the DNRF act of DKK 538 million (in 2023 prices). Administrative expenses, including depreciation, were DKK 13.6 million in 2023.

The strategic asset allocation has been unchanged in 2023 and is shown in the figure below.



Total return

Calculated as a time-weighted return, the total return on investment in 2023 was 12.1%, which was higher than the benchmark return of 11.7%. The primary reason for the excess performance was due to strong excess performance from equities, Danish nominal bonds, and European corporate bonds.

From a five-year perspective, covering the period 2019 to 2023, the foundation's annual return of 4.1% was higher than the annual benchmark return of 3.9%. The return in 2023 on the different asset types is presented in the table.

Comments on the 2023 return for the different asset types are below.

Return on investment	2023	2022	2021	2020	2019
Bonds and cash, million DKK	211.5	-484.0	-8.7	104.1	140.2
Equities, million DKK	338.6	-372.0	441.4	251.5	484.4
Total return, million DKK	550.1	-856.0	432.7	355.5	624.6
Foundation return, % ¹	12.1	-14.2	7.5	6.4	11.1
Benchmark return, %	11.7	-14.1	7.7	5.7	10.7
Foundation 5 years p.a. return, % ²	4.1	1.1	5.7	5.6	4.6
Benchmark 5 years p.a. return, % ²	3.9	0.9	5.4	5.3	4.5

¹ The annual return on the total investment is a weighted average of each portfolio's return.

² The geometric mean.

Return in percent (%)			
Asset type	DNRF	Benchmark	Benchmark name
Global equities	20.3	19.6	MSCI World net (DKK)
Currency hedge (equities)	1.5	1.5	-
Emerging Markets equities	5.9	9.8	MSCI EM net (DKK)
Danish nominal bonds	7.4	6.2	25% Nordea GCM DK Gov. Bonds CM 5 75% Nordea Mortgage bonds
Global inflation-linked bonds	3.3	3.3	Barclays Global Inflation-linked Bond index 1-10 Y (95% Hedged)
European investment grade bonds	9.2	8.6	Barclays Capital Euro Major Corporate (ex. tobacco & weapon)
US high-yield bonds	9.6	10.3	ML US Cash Pay HY Constrained TR H (Hedged to DKK)

Return on equities

The foundation's equity portfolio consists of a combination of equities in developed countries and emerging markets countries. The emerging markets countries include China, South Korea, Brazil, Mexico, Taiwan, India, and others. The split between the developed and emerging countries in the portfolio follows the breakdown in MSCI's benchmark for global equities (MSCI ACWI).

Despite a banking crisis at the beginning of 2023, the stock market ended up giving a high return in 2023. The return from the D NRF's developed markets equity portfolio was 20.3% compared to a benchmark return of 19.6% (MSCI World). A significant driver of the high return in 2023 from equities was the large increase of the stock price of the large tech companies referred to as the "Magnificent seven" which include the companies Alphabet, Amazon, Apple, Meta, Microsoft, Nvidia and Tesla. The main reason the D NRF's portfolio's return was higher than the benchmark in

2023 is due to the companies that are excluded because the foundation's policy for responsible investments performed worse than the overall stock market.

Eighty percent of the exposure to USD (United States dollar) and JPY (Japanese yen) in the developed markets equity portfolio is hedged to EUR.

During 2023 both the USD and JPY weakened against the DKK and the EUR. This resulted in a positive return from the currency hedging of 1.2%.

The emerging markets equity portfolio represented an average of 3.9% of the total assets during the year. This investment took place through the mutual fund GW&K Emerging Markets Equity Fund until the end of July when it was replaced by a passive Emerging Markets mandate through the mutual fund Danske Invest Index Global Emerging Markets Restricted. The fund tracks the MSCI Emerging Markets Climate Change benchmark, which seeks to adapt

to the transition to a lower carbon economy. The return on the emerging markets equities portfolio in 2023 was 5.9%, which is lower than the benchmark-return (MSCI emerging markets) of 6.4%. Emerging markets equities return compared to global equities for developed markets was dragged down by a negative performance from Chinese equities. The lower return from the portfolio compared to the benchmark was mainly due to the lower return resulting from the responsible investment policy.

Return on bonds

In the beginning of 2023, there was an expectation among investors that the high inflation-level would be for a long period. This resulted in increasing interest rates in the first three quarters of the year. The fear, however, vanished in the last quarter of 2023 resulting in a decline in the interest rates. The net result for the year was a net decrease in interest rates - benefited the return on bonds in general in 2023.

The Danish nominal bond portfolio is managed by Nykredit Asset Management (Nykredit); the portfolio had a return of 7.4%, which was higher than the benchmark return of 6.2%. The excess return stems from the underweight in low-coupon Callable bonds and overweight in high-coupon Callable bonds, where low-coupon bonds have underperformed in the first three quarters. In addition, an overweight in Adjustable Rates Mortgages (flex-bonds) against government bonds has added to the excess return because of a tightening of the

interest rate spread between government bonds and Danish mortgage bonds.

The global inflation-linked bond portfolio is managed by Danske Bank Asset Management. The non-EUR currency exposure is hedged to EUR. The portfolio gave a return of 3.3% as the benchmark return.

The European corporate bond (investment grade) portfolio is managed by Danske Bank Asset Management. The portfolio had a return of 9.2%, compared to 8.6% for the benchmark. The return for this asset class was positively affected by lower interest rates and a tighter spread between government and credit yields (credit spread) during 2023. The return from the portfolio was higher than the return of the benchmark mainly because of the security selection, where Banks and REITs (Real Estate Investment Trusts) being the major positive contributors. A slightly higher risk in the portfolio at the beginning of the year, which was gradually reduced to a neutral

DONATION OF 500,000 DKK FROM THE J.H. SCHULTZ FOUNDATION

In 2023 the board of the J.H. Schultz Foundation once more decided to donate 500,000 DKK to the DNRF to support basic research, which the foundations greatly appreciate. J.H. Schultz Foundation is the main shareholder in the Schultz Group.

level as credit spreads tightened, also contributed positive to the performance.

The US corporate bond (high yield) portfolio is managed by Columbia Threadneedle. During 2023, the high-yield bond portfolio had a return of 9.6%, which is lower than the return from the benchmark of 10.3%. The relative performance was lower than the return from the benchmark primarily due to management fees.

Independent auditor's report

TO THE BOARD OF THE DANISH
NATIONAL RESEARCH FOUNDATION

Opinion

We have audited the financial statements of The Danish National Research Foundation for the financial year 01.01.2023 - 31.12.2023, which comprise the income statement, balance sheet, statement of changes in equity, and notes, including a summary of significant accounting policies. The financial statements are prepared in accordance with the Danish Financial Statements Act subject to the adjustments caused by the special nature of the Foundation.

In our opinion, the financial statements give a true and fair view of the Foundation's financial position on 31.12.2023 and of the results of its operations for the financial year 01.01.2023 - 31.12.2023 in accordance with the Danish Financial Statements Act subject to the adjustments caused by the special nature of the Foundation.

Basis for opinion

We conducted our audit in accordance with International Standards on Auditing (ISAs) and additional requirements applicable in Denmark, and the public auditing standards,

as the audit is performed based on the provisions of the Act on the Danish National Research Foundation, see Consolidated Act No. 200 of 26 February 2019. Our responsibilities under those standards and requirements are further described in the "Auditor's responsibilities for the audit of the financial statements" section of this auditor's report.

The auditor general is independent of the Foundation in accordance with section 1(6) of the Danish Auditor General Act, and the approved auditor is independent of the Foundation in accordance with the International Ethics Standards Board for Accountants' International Code of Ethics for Professional Accountants (IESBA Code) and the additional ethical requirements applicable in Denmark, and we have both fulfilled our other ethical responsibilities in accordance with these rules and requirements.

We believe that the audit evidence we have obtained is sufficient and appropriate to provide a basis for our opinion.

Management's responsibilities for the financial statements

Management is responsible for the preparation of financial statements that give a true and fair view in accordance with the Danish

Financial Statements Act subject to the adjustments caused by the special nature of the Foundation, and for such internal control as Management determines is necessary to enable the preparation of financial statements that are free from material misstatement, whether due to fraud or error.

In preparing the financial statements, Management is responsible for assessing the Foundation's ability to continue as a going concern, for disclosing, as applicable, matters related to going concern, and for using the going concern basis of accounting in preparing the financial statements unless Management either intends to liquidate the Foundation or to cease operations or has no realistic alternative but to do so.

Auditor's responsibilities for the audit of the financial statements

Our objectives are to obtain reasonable assurance about whether the financial statements as a whole are free from material misstatement, whether due to fraud or error, and to issue an auditor's report that includes our opinion. Reasonable assurance is a high level of assurance but is not a guarantee that an audit conducted in accordance with ISAs and the additional requirements applicable in Denmark, and the public auditing standards,

as the audit is performed based on the provisions of the Act on the Danish National Research Foundation, see Consolidated Act No. 200 of 26 February 2019, will always detect a material misstatement when it exists. Misstatements can arise from fraud or error and are considered material if, individually or in the aggregate, they could reasonably be expected to influence the economic decisions of users taken on the basis of these financial statements.

As part of an audit conducted in accordance with ISAs and the additional requirements applicable in Denmark, and the public auditing standards, as the audit is performed based on the provisions of the Act on the Danish National Research Foundation, see Consolidated Act No. 200 of 26 February 2019, we exercise professional judgement and maintain professional skepticism throughout the audit. We also:

- Identify and assess the risks of material misstatement of the financial statements, whether due to fraud or error, design and perform audit procedures responsive to those risks, and obtain audit evidence that is sufficient and appropriate to provide a basis for our opinion. The risk of not detecting a material misstatement

resulting from fraud is higher than for one resulting from error, as fraud may involve collusion, forgery, intentional omissions, misrepresentations, or the override of internal control.

- Obtain an understanding of internal control relevant to the audit in order to design audit procedures that are appropriate in the circumstances, but not for the purpose of expressing an opinion on the effectiveness of the Foundation's internal control.
- Evaluate the appropriateness of accounting policies used and the reasonableness of accounting estimates and related disclosures made by Management.
- Conclude on the appropriateness of Management's use of the going concern basis of accounting in preparing the financial statements, and, based on the audit evidence obtained, whether a material uncertainty exists related to events or conditions that may cast significant doubt on the Foundation's ability to continue as a going concern. If we conclude that a material uncertainty exists, we are required to draw attention in our auditor's report to the related disclosures in the financial statements or, if such disclosures are inadequate, to modify our opinion.

Our conclusions are based on the audit evidence obtained up to the date of our auditor's report. However, future events or conditions may cause the Foundation to cease to continue as a going concern.

- Evaluate the overall presentation, structure and content of the financial statements, including the disclosures in the notes, and whether the financial statements represent the underlying transactions and events in a manner that gives a true and fair view.

We communicate with those charged with governance regarding, among other matters, the planned scope and timing of the audit and significant audit findings, including any significant deficiencies in internal control that we identify during our audit.

Statement on the management commentary

Management is responsible for the management commentary.

Our opinion on the financial statements does not cover the management commentary, and we do not express any form of assurance conclusion thereon.

In connection with our audit of the financial statements, our responsibility is to read

the management commentary and, in doing so, consider whether the management commentary is materially inconsistent with the financial statements, or our knowledge obtained in the audit or otherwise appears to be materially misstated.

Moreover, it is our responsibility to consider whether the management commentary provides the information required under the Danish Financial Statements Act subject to the adjustments caused by the special nature of the Foundation. Based on the work we have performed, we conclude that the management commentary is in accordance with the financial statements and has been prepared in accordance with the requirements of the Danish Financial Statements Act subject to the adjustments caused by the special nature of the Foundation. We did not identify any material misstatement of the management commentary.

Statement on compliance audit and performance audit

Management is responsible for the transactions covered by the financial statements complying with the appropriations granted, laws and other regulations, and with agreements entered into and usual practice, and for ensuring that sound financial management is exercised in the administration of the funds

and activities covered by the financial statements. Management is also responsible for setting up systems and processes supporting financial prudence, productivity and efficiency.

As part of our audit of the financial statements, it is our responsibility to perform compliance audit procedures and performance audit procedures on selected subject matters in accordance with the public auditing standards. In our compliance audit, we test the selected subject matters to obtain reasonable assurance about whether the examined transactions covered by the financial statements comply with relevant provisions of the appropriations granted, laws and other regulations, and with agreements entered into and usual practice. In our performance audit, we make an assessment to obtain reasonable assurance about whether the systems, processes or transactions examined support the exercise of sound financial management in the administration of the funds and activities covered by the financial statements. If, based on the procedures performed, we conclude that material critical comments should be made, we are required to report this in this statement.

We have no material critical comments to report in this connection.

Copenhagen, April 18, 2024

The auditor general (Rigsrevisionen)

Henrik Lange

Head of division

Mette Illemann

Special consultant

Deloitte

Statsautoriseret Revisionspartnerselskab
CVR-nr. 33963556

Jens Sejer Pedersen

State Authorized Public Accountant
MNE-nr. mne14986

Kristoffer Sune Hemmingsen

State Authorized Public Accountant
MNE-nr. mne33384

Accounting policies

The annual report is presented in accordance with the Consolidated Act on the Danish National Research Foundation, the Danish Executive Order on the Administration of the Funds of the Danish National Research Foundation, the Royal Decree on the Charter of the Danish National Research Foundation and the provisions of the Danish Financial Statements Act governing reporting class C enterprises (large) with the adjustments resulting from the special nature of the foundation.

The provisions of the Danish Financial Statements Act governing reporting class C enterprises (large) prescribe preparation of a cash flow statement. Due to the nature of the foundation's activities, the cash flows cannot reasonably be broken down by cash flows from operating, investing and financing activities, for which reason the cash flow statement has been omitted, referring to Section 11(3) of the Danish Financial Statements Act. In addition, the foundation has decided to derogate from the format requirements laid down by the

Danish Financial Statements Act for the income statement in order to illustrate the special nature of the foundation.

The accounting policies applied are consistent with those applied last year.

INCOME STATEMENT

Interest income

Interest income from bonds and bank deposits are accrued so it relates to the financial year under audit.

Dividend

Dividend received on shares is included in the income statement at the time of distribution.

Realized capital gains and losses on and market value adjustments of securities

Realized capital gains and losses on and market value adjustments of securities (bonds and equities) are included in the income statement.

Other income

Other income comprises general donations from private donors. The funds are recognized when transferred to the foundation.

External expenses for the scientific activities of the foundation

Such expenses comprise expenses for the foundation's scientific activities, including expenses for the consideration of applications and evaluation of grants.

Income tax

The foundation is not liable to tax.

BALANCE SHEET

Fixed assets

Leasehold improvements are recognized in the balance sheet at cost less accumulated depreciation. Fixed assets are depreciated straight-line over their estimated useful lives of five years.

Office equipment and furniture is recognized at cost less accumulated depreciation. Office equipment and

furniture is depreciated straight-line over their estimated useful lives, meaning three years for IT hardware and software and five years for other office equipment.

Assets costing less than DKK 25,000 per unit are expensed in the year of acquisition.

Securities

Listed securities (bonds and equities) are measured at fair value (quoted price) at the balance sheet date. Bonds redeemed at the time of presentation of the annual accounts are recognized at par value. Other investments are measured at the lower of the value at the date of acquisition and fair value.

Net capital

Distributions by the foundation mainly take the form of multiannual total grants awarded over a number of years concurrently with, and conditional on, the actual completion of the research projects. An amount corresponding to the unpaid share of such total grants is recognized as predisposed capital under the net capital. Other net capital is classified as non-predisposed capital. An amount corresponding to the total grants provided during the year is transferred from the

non-predisposed capital to the predisposed capital. The grants paid during the year are deducted from the predisposed capital.

Foreign currency translation

Foreign currency transactions are translated into DKK applying the exchange rate at the transaction date. Realized and unrealized gains and losses are recognized in capital income in the income statement.

Bank deposits and securities denominated in foreign currencies are translated into DKK applying the balance sheet date exchange rate. Realized and unrealized foreign exchange gains and losses are recognized in capital income in the income statement.

Derivative financial instruments

The Danish National Research Foundation only applies derivative financial instruments to hedge the currency and interest rate risks involved in the portfolio of securities.

Changes in the fair value of derivative financial instruments classified as and complying with the requirement for hedging the fair value of a recognized asset or a recognized liability are recorded in the income statement together with changes in the value of the

hedged asset or the hedged liability. In doing so, symmetrical recognition of gains and losses on the item hedged and the hedging instrument, respectively, is ensured.

Premiums received or paid as well as forward premiums and discounts are recognized in the income statement over the terms of the instruments. The fair value of derivative financial statements classified as and qualifying for hedging of an instrument to hedge a recognized asset or liability is recognized in the balance sheet along with the asset or liability to which hedging relates.

INCOME STATEMENT JANUARY 1 - DECEMBER 31

	Note	2023	2022
Return on investment			
Realized gains and losses, bonds		56,371,576	-169,916,281
Unrealized gains and losses, bonds		154,291,725	-314,009,313
Realized gains and losses, equities		73,748,580	-132,661,877
Unrealized gains and losses, equities		264,837,576	-239,353,099
Interest, bank deposits		865,111	-107,681
Return on investment, total		550,114,568	-856,048,251
Other receipts, net	1	500,000	500,000
Costs			
Custody and bank fees etc,	2	-4,542,256	-4,111,625
Salaries etc,	3	-9,655,535	-8,803,460
Office expenses	4	-666,218	-716,235
Premises	5	-1,105,109	-1,055,937
Accountant/attorney remuneration etc,	6	-1,403,513	-1,062,360
External expenses, research activities	7	-266,900	-767,556
Other expenses	8	-445,683	-364,723
Depreciation	9	-38,525	-69,781
Costs, total		-18,123,739	-16,951,677
Result for the year		532,490,829	-872,499,928
Predisposed capital:			
Predisposed capital, January 1		1,395,486,793	1,339,256,897
Distribution disbursed in the year		-430,839,126	-371,167,905
Distribution reimbursed in the year		22,704	130,717
Grants transferred from non-predisposed capital		689,597,160	428,290,030
Grants reverted to non-predisposed capital		-32,988,488	-1,022,946
Predisposed capital, December 31		1,621,279,043	1,395,486,793

BALANCE SHEET DECEMBER 31

	Note	2023	2022
ASSETS			
Fixed assets			
Tangible fixed assets	10		
Leasehold improvements		46,761	37,210
Office equipment and furniture		0	0
		46,761	37,210
Fixed asset investments			
Deposits		277,653	270,032
		277,653	270,032
Fixed assets, total		324,414	307,242
Current assets			
Receivables			
Accrued interest		18,485,218	16,380,766
Other receivables		645,317	1,335,365
Deferred charges		1,477,545	1,510,645
		20,608,080	19,226,776
Liquid assets			
Securities, bonds	11	2,912,439,791	2,889,713,392
Securities, equities	12	1,818,608,809	1,727,867,530
Bank deposits	13	11,776,862	24,637,196
		4,742,825,462	4,642,218,118
Current assets, total		4,763,433,542	4,661,444,894
ASSETS, TOTAL		4,763,757,956	4,661,752,136
EQUITY AND LIABILITIES			
Net capital		4,761,116,700	4,659,442,293
Payables			
Short-term payables			
Payables and back costs		2,641,256	2,309,843
Payables, total		2,641,256	2,309,843
EQUITY AND LIABILITIES, TOTAL		4,763,757,956	4,661,752,136
Distribution obligations	14c		
Contingent liabilities	15		

STATEMENT OF CHANGES IN NET CAPITAL FOR 2023

	Non-Predisposed capital	Predisposed capital	Total Net Capital
Net Capital at January 1, 2023	3,263,955,500	1,395,486,793	4,659,442,293
Result for the year	532,490,829	0	532,490,829
Distribution disbursed in the year	0	-430,839,126	-430,839,126
Distribution rebursed in the year	0	22,704	22,704
Grants transferred from non-predisposed capital	-689,597,160	689,597,160	0
Grants reverted to non-predisposed capital	32,988,488	-32,988,488	0
Net Capital at the end of the year	3,106,849,169	1,621,279,043	4,761,116,700

According to the Danish Executive Order no. 325 of March 29, 2016 on the financial management of the funds of the Danish National Research Foundation, the foundation's net capital consists of the capital contributed at the formation of the Danish National Research Foundation, the return on this capital and public grants less subsequent spending and losses.

The predisposed capital includes the commitments given to the grantees of the Danish National Research Foundation to carry out the operating activities, which have not yet been paid at the balance date; see the specification in note [14a].

NOTES 1-13

	2023	2022
1 OTHER RECEIPTS, NET		
Private donation	500,000	500,000
Other receipts, total	500,000	500,000
2 CUSTODY AND BANK FEES, ETC.		
Bonds	2,771,948	2,913,204
Equities	1,744,127	1,170,904
Fees, portfolio managers	4,516,075	4,084,108
Bank	13,710	15,658
Other	12,471	11,859
Custody and bank fees, total	4,542,256	4,111,625
3 SALARIES ETC.		
CEO and board members	2,730,105	2,683,938
Severance pay provision	128,034	125,906
Salaries, other employees	5,878,099	5,242,715
Temporary employee	120,524	0
Wage reimbursement	0	-49,899
Pension costs	764,693	768,614
Danish Labor Market Supplementary Pension Scheme (ATP)	34,080	32,186
Salaries etc., foundation staff, total	9,655,535	8,803,460
Average staff number, accounting year	10	10
4 OFFICE EXPENSES		
Office supplies	26,661	11,163
Postage and freight	1,852	1,295
Telephone, Internet	107,655	88,166
Minor acquisitions	38,842	61,436
Journal, books, etc.	56,288	67,987
Software subscriptions	275,195	300,893
Servicing contracts etc.	159,725	185,295
Office expenses, total	666,218	716,235
5 PREMISES		
Rent of office	832,957	810,096
Electricity, heating	90,669	82,539
Cleaning	162,013	157,676
Repairs and maintenance	19,470	5,626
Premises, total	1,105,109	1,055,937

NOTES 1-13

	2023	2022
6 ACCOUNTANT/ATTORNEY REMUNERATION ETC,		
Accountant remuneration, Deloitte	223,725	245,025
Accountancy consultation, Deloitte	20,000	0
Attorney's remuneration	207,313	278,438
Other consultancy services	952,475	538,897
Accountant/attorney remuneration etc., total	1,403,513	1,062,360
7 EXTERNAL EXPENSES, RESEARCH ACTIVITIES		
Peer review expenses	26,520	406,811
Preparation of publications	91,305	197,693
Research presentations, meetings etc,	122,015	125,397
European Science Foundation membership fee	27,060	37,655
External expenses, research activities, total	266,900	767,556
8 OTHER EXPENSES		
Travelling and accomodation	168,281	152,350
Advertising	0	6,244
Entertainment expenses, gifts	862	1,335
Courses	40,999	1,600
Insurance	127,740	119,504
Cost of staff and board	107,801	83,690
Other expenses, total	445,683	364,723
9 DEPRECIATION		
Leasehold improvements, see note 10	38,525	61,710
Office furniture and equipment, see note 10	0	8,071
Depreciation, total	38,525	69,781

	2023	2022	
10 TANGIBLE FIXED ASSETS			
	Leasehold improvements	Office equipment and furniture	Total
Acquisition cost, January 1, 2023	2,327,492	1,275,321	3,602,813
Additions	48,076	0	48,076
Disposals	-47,750	-610,859	-658,609
Acquisition cost, December 31, 2023	2,327,818	664,462	2,992,280
Depreciation, accumulated, January 1, 2023	-2,290,282	-1,275,321	-3,565,603
Depreciation for the year	-38,525	0	-38,525
Reversed depreciation, disposals for the year	47,750	610,859	658,609
Depreciation, accumulated, December 31, 2023	-2,281,057	-664,462	-2,945,519
Book value at year-end	46,761	0	46,761

11 SECURITIES, BONDS

Asset classes

Danish bonds	1,489,300,839	1,462,173,660
European corporate bonds	461,861,567	455,128,414
Global inflation-linked bonds	521,769,247	524,835,784
US High yield bonds *	439,508,138	447,575,534
Bonds, total	2,912,439,791	2,889,713,392

* Option adjusted duration, December 31, 2023: 3.1 (December 31, 2022: 4.0)

Danish bonds

Distribution by type of security:

Mortgage bonds	1,488,786,052	1,461,583,062
Government bonds	0	0
Other bonds	514,787	590,598
	1,489,300,839	1,462,173,660

Option adjusted duration, December 31, 2023: 5.0 (December 31, 2022: 5.4)

European corporate bonds

Distribution by rating category and forward currency contract:

AA	2,295,954	0
A	89,776,480	107,245,357
BBB	369,789,133	347,883,057
	461,861,567	455,128,414

Rating category according to Standard & Poor's Long-Term Credit Rating.
Option adjusted duration, December 31, 2023: 4.4 (December 31, 2022: 4.5)

NOTES 1-13

	2023	2022
Global inflation-linked bonds		
Distribution by country and forward currency contract:		
Canada	4,653,563	4,689,291
Germany	18,530,852	14,094,472
France	69,226,882	65,547,618
Great Britain	55,342,708	61,452,137
USA	358,770,122	353,542,259
New Zealand	1,846,518	12,737,303
Sweden	3,328,586	2,806,107
Australia	6,841,944	6,554,268
Forward currency contracts	3,228,072	3,412,329
	521,769,247	524,835,784

Adjusted duration, December 31, 2023: 2,4 (December 31, 2022: 2,3)

12 SECURITIES, EQUITIES

Nykredit Bank A/S	1,617,835,777	1,538,189,353
Withholding tax reclaims Nykredit Bank A/S	1,208,354	611,646
Withholding tax reclaims NT	746,319	981,886
Danske Invest Index Global Emerging Markets, Acc., DKK	177,861,523	0
GW&K Emerging Markets Equity Fund	0	184,374,583
Forward currency contracts and swaps	20,956,836	3,710,062
Equities, total	1,818,608,809	1,727,867,530

13 LIQUID ASSETS

Cash	5,253	3,009
Current bank accounts	671,091	3,384,231
Portfolio accounts	11,100,518	21,249,956
Liquid assets, total	11,776,862	24,637,196

NOTE 14A

14A DISTRIBUTION OBLIGATIONS
2023 distributions and total grants, DKK thousand

Grant no.	Grant 1st period	Grant 2nd period	Changes in 2023	Grants total	Disbursed 2023	Residual disbursement expected
Closed grants	4,026,587	2,724,602		6,751,189	0	0
Course activities for center leaders/outreach program						
88. Management course/communication	3,550	7,600		11,150	1,176	933
Centers established in 2012						
98. Centre for Medieval Literature	36,000	24,000	-848	59,152	140	0
100. Center for Permafrost dynamics in Greenland	60,242	39,500		99,742	144	0
101. Center for Quantum Devices	64,408	46,900		111,308	7,297	0
103. Center for Nanostructured Graphene	54,138	36,000	-577	89,561	5	0
105. Center for International Courts	42,000	28,000	-2	69,998	-2	0
Centers established in 2015						
115. Center for Chromosome Stability	65,000	45,000		110,000	11,906	16,958
117. Center for Music in the Brain	52,207	45,946		98,153	11,795	20,776
118. Center for Carbon Dioxide Activation	60,000	25,000		85,000	7,942	7,227
119. Center for Urban Network Evolutions	65,000	40,000		105,000	9,040	16,059
121. Center for Neuroplasticity and Pain	60,242	25,000		85,242	6,312	9,549
122. Center for Intelligent Oral Drug Delivery and Sensing using Microcontainers and Nanomechanics	56,000	40,000		96,000	9,379	18,133
123. Center for Silicon Photonics for Optical Communications	59,000	41,594		100,594	10,659	16,995
124. Center for Hyperpolarization in Magnetic Resonance	55,000		-20	54,980	-20	0
125. Center for Autophagy, Recycling and Disease	50,000	45,372		95,372	8,604	12,287
126. Center for Personalized Medicine Managing Infectious Complications in Immune Deficiency	60,000	40,055		100,055	9,526	10,386
Centers established in 2017 and 2018						
133. Center for Proteins in Memory	62,000		53,100	115,100	14,623	51,774
134. Center for Economic Behavior and Inequality	57,000		39,800	96,800	12,031	43,428
135. Center for Cellular Signal Patterns	61,000		24,000	85,000	9,471	24,000
136. Center for Electromicrobiology	56,000		44,700	100,700	7,756	43,356
137. Center for Microbial Secondary Metabolites	58,000		46,300	104,300	13,020	50,043
138. Center for Privacy Studies	50,000		33,000	83,000	7,558	32,156
139. Center for Hybrid Quantum Networks	62,000			62,000	8,296	1,834
140. The Cosmic Dawn Centre	66,173			66,173	17,176	4,076
141. Center for Functional Genomics and Tissue Plasticity	65,000			65,000	14,692	0
142. Center for Macroscopic Quantum States	63,000			63,000	9,545	4,477

NOTES 14A

14A DISTRIBUTION OBLIGATIONS
2023 distributions and total grants, DKK thousand

Grant no.		Grant 1st period	Grant 2nd period	Changes in 2023	Grants total	Disbursed 2023	Residual disbursement expected
Centers established in 2020 and 2021							
143.	Center for Evolutionary Hologenomics	67,654		360	68,014	14,330	17,456
144.	Center for the Experimental-Philosophical Study of Discrimination	62,626		360	62,986	12,335	32,776
145.	Danish center for Hadal Research	54,612			54,612	8,361	27,700
146.	Center for Visualizing Catalytic Processes	85,826			85,826	29,788	44,131
147.	Center for Nanophotonics	62,856			62,856	11,860	29,605
148.	Center for Molecular Prediction of Inflammatory Bowel Disease	68,830			68,830	8,725	40,871
149.	Center for High Entropy Alloys Catalysis	61,407		-101	61,306	11,273	33,089
150.	Center for Interstellar Catalysis	67,382		360	67,742	11,172	28,534
151.	Copenhagen Center for Geometry and Topology	60,529			60,529	11,655	32,144
152.	Center for Complex Quantum Systems	66,576		-31,440	35,136	10,675	5,993
DNRF Chair established in 2020 to 2023							
153.	Jesper Svejstrup, University of Copenhagen	15,000			15,000	1,988	0
154.	Morten Ørregaard Nielsen, Aarhus University	7,114			7,114	2,586	2,709
155.	Staffan Persson, University of Copenhagen	8,000			8,000	1,384	2,508
156.	Peter Jørgensen, Aarhus University	7,928			7,928	2,788	2,229
157.	Vivek Shende, University of Southern Denmark	8,000			8,000	3,313	1,678
159.	Anders Johansen, University of Copenhagen	8,500			8,500	2,257	3,886
160.	Samir Bhatt, University of Copenhagen	6,820			6,820	2,176	4,388
161.	Ruth Loos, University of Copenhagen	8,000			8,000	1,581	6,083
162.	Vitor Cardoso, University of Copenhagen	9,772			9,772	3,459	5,656
163.	Gregory Clark, University of Southern Denmark	10,000			10,000	1,307	8,693
176.	Ana Cvejic, University of Copenhagen			9,352	9,352	368	8,984
177.	Vijay Tiwari, University of Southern Denmark			9,920	9,920		9,920
179.	Hanna Marjaana Tuomisto, Aarhus University			9,987	9,987	217	9,770
Pioneer Centers established in 2021 to 2023							
158.	Pioneer Center for Artificial Intelligence	144,000			144,000	11,830	125,056
175.	Pioneer Center for Landscape Research in Sustainable Agricultural Futures	70,000			70,000	4,392	64,562
178.	Pioneercenter for Accelerating P2X Materials Discovery			116,000	116,000	1,371	114,629

14A DISTRIBUTION OBLIGATIONS
2023 distributions and total grants, DKK thousand

Grant no.		Grant 1st period	Grant 2nd period	Changes in 2023	Grants total	Disbursed 2023	Residual disbursement expected
Centers established in 2022 and 2023							
164.	Center for Immunology in Viral Infections			60,000	60,000	2,434	57,566
165.	Center for Polariton-driven light-matter	59,960			59,960	6,389	53,571
166.	Center for Gene Expression	68,639		360	68,999	12,605	56,394
167.	Center for Big Data in Finance	59,399			59,399	6,550	52,849
168.	Center for Volatile Interactions			60,000	60,000	5,181	54,819
169.	Center for Global Mobility Law	36,000			36,000	3,962	32,038
170.	Center for Interdisciplinary Study of Pandemic Signatures			47,000	47,000	2,781	44,219
171.	Centre for Culture and the Mind	38,982			38,982	2,183	36,799
172.	Center for Chemistry of Clouds			59,998	59,998	3,094	56,904
173.	Center for Ecological Dynamics in a Novel Biosphere	59,998			59,998	1,951	58,047
174.	Centre for Ancient Environmental Genomics			75,000	75,000	4,424	70,576
Grant and distribution, total		6,753,957	3,254,570	656,609	10,665,136	430,816	1,621,279

The number of grants listed in the key figures includes the grants for which the foundation has disbursed in 2023

NOTE 14B

14B ANNUAL DISBURSEMENTS, DKK THOUSAND:

Year	Disbursed	Expected disbursements to activities listed above	Total
1993	19,133		
1994	141,708		
1995	154,509		
1996	176,194		
1997	200,876		
1998	247,751		
1999	243,346		
2000	224,484		
2001	228,789		
2002	256,877		
2003	239,915		
2004	173,489		
2005	195,185		
2006	195,225		
2007	242,803		
2008	321,277		
2009	274,998		
2010	387,270		
2011	358,754		
2012	390,990		
2013	423,039		
2014	435,944		
2015	424,512		
2016	381,286		
2017	384,769		
2018	409,292		
2019	414,417		
2020	335,205		
2021	359,967		
2022	371,037		
2023	430,816		
2024		487,290	
2025		395,178	
2026		302,087	
2027		183,494	
2028		119,968	
2029		39,333	
2030		28,332	
2031		22,744	
2032		16,128	
2033		13,204	
2034		12,344	
2035		1,177	
	9,043,857	1,621,279	10,665,136

The disbursements specified above are distributed according to the expected year of disbursement.

Disbursements are made on the basis of the grant holders' revised budgets. In consequence, the final presentation of accounts to the foundation may result in adjustments of the disbursements for the following years.

NOTES 14C-15

14C EXPECTED DISTRIBUTIONS 2024 - 2028

In addition to the distribution obligations listed in notes 14a and 14b, new grants are expected to be established as a result of application rounds for Centers of Excellence, DNRF Chair and Pioneer centers. Total (including given and planned) distributions are expected to be as follows:

Year	Million DKK
2024	555
2025	526
2026	554
2027	490
2028	461
	2,586

15 CONTINGENT LIABILITIES

The foundation has to give six months' notice to terminate the tenancy agreement. The obligation amounts to DKK 449,492

The foundation has entered into forward and futures currency and currency swaps for the purchase and sale of the following currencies (amounts calculated in the currencies in question):

Currency	2023	
	Purchase	Sale
USD	5,537,000	190,691,517
JPY	62,000,000	1,717,666,000
CAD	0	914,000
EUR	196,229,592	5,425,153
GBP	0	6,405,000
NZD	0	431,000
AUD	0	1,490,000
DKK	0	0
SEK	0	4,917,000

Currency	2022	
	Purchase	Sale
USD	540,000	170,887,000
JPY	0	1,524,732,000
CAD	12,000	919,000
EUR	186,059,463	639,653
GBP	78,000	7,352,000
NZD	0	2,881,000
AUD	19,000	1,409,000
DKK	0	0
SEK	270,000	4,435,000

The market price of the forward currency contracts and swaps as of December 31 is set at the value of the securities in question, see notes 12 and 13.

The foundation has entered into interest-rate futures for the purchase and sale of the following, calculated in the currencies in question:

Currency	2023	
	Purchase	Sale
EUR	0	0

Currency	2022	
	Purchase	Sale
EUR	6,800,000	0

The market price of the interest-rate futures as of December 31 is set at the value of the securities in question, see note 12.

Board and Secretariat

The board

In 2023, the board conducted 4 board meetings and was represented at 20 follow-up meetings with the grant holders. The composition of the board March 2024 was as follows:



Christian S. Jensen (Vice Chair)

Professor, Aalborg University

Appointed by the Minister for Higher Education and Science (01.12.21-30.11.25)



Tine Brink Henriksen

Professor, Aarhus University

Nominated by the Independent Research Fund Denmark (01.12.21-30.11.25)



Tore Rem

Professor, University of Oslo

Nominated by the Independent Research Fund Denmark (01.01.24-31.12.27)



Anna Dreber Almenberg

Professor, Stockholm School of Economics

Nominated by the Royal Danish Academy of Sciences and Letters (01.01.24-31.12.27)



Sirpa Jalkanen

Professor, University of Turku

Nominated by the Independent Research Fund Denmark (01.12.21-30.11.25)



Janet M. Thornton

Senior Scientist and Director Emeritus, European Molecular Biology

Nominated by Danish Academy of Technical Sciences (01.12.21-30.11.25)



Dorte Dahl-Jensen

Professor, University of Copenhagen

Nominated by Universities Denmark (01.01.24-31.12.27)



Dorte Juul Jensen

Professor, Technical University of Denmark

Nominated by the Joint Committee of Directors at the Governmental Research Institutes (01.01.24-31.12.27)

Secretariat

The composition of the secretariat
March 2024 was as follows:



Søren-Peter Olesen

CEO, professor, MD-Ph.D.
spo@dg.dk



Johanne Juhl Rye

Senior Adviser, M.Sc.
jj@dg.dk



Mikkel Bruus

Data Analyst, M.Sc.
mb@dg.dk



Steen Marcus

CFO, M.Sc.
sm@dg.dk



Lotte Ladegaard Zeuthen

Head of Communication, M.A. and journalist
llz@dg.dk



Morten Andreassen

Senior Adviser, Ph.D.
ma@dg.dk



Julie Kaae Majker

Secretary, M.A.
dg@dg.dk



Metha Nielsen

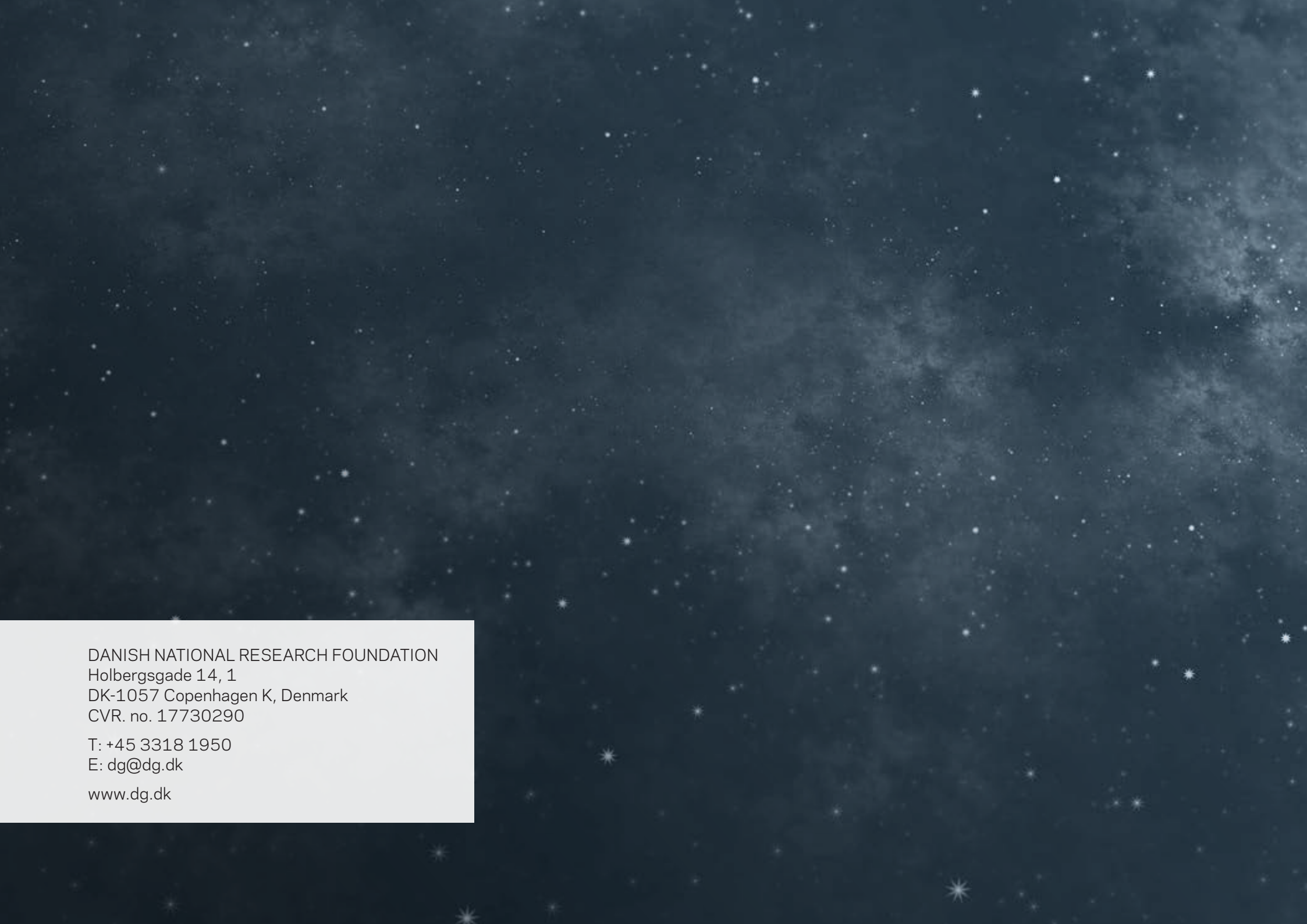
Accounting Officer, B.Sc.
mn@dg.dk

Audit

The Office of the Auditor General and a chartered accountant shall audit the foundation's annual accounts. The board appoints the chartered accountant for a three-year term and the chartered accountant has to be approved by the Minister for Higher Education and Science. Jens Sajer Pedersen (Deloitte), State Authorized Public Accountant is appointed for the period June 1, 2022 to May 31, 2025.

Editors

Morten Andreassen
Steen Marcus
Søren-Peter Olesen
Jens Kehlet Nørskov (in chief)



DANISH NATIONAL RESEARCH FOUNDATION
Holbergsgade 14, 1
DK-1057 Copenhagen K, Denmark
CVR. no. 17730290

T: +45 3318 1950

E: dg@dg.dk

www.dg.dk